

S&P 3SE
SENSEX
India's index the world tracks

140
YEARS OF WEALTH CREATION
3SE
EXPERIENCE THE NEW

**NOVEMBER
UPDATE
2015**



World's fastest exchange with a speed of 6 microseconds and India's largest currency derivatives exchange.

LIQUIDITY • LOWER COSTS • MARKET MAKERS • TIGHT SPREADS • LARGE DEPTH • LARGE PARTICIPANT BASE



NOW YOUR MONEY GROWS, WHILE YOU SLEEP.
Introducing Overnight Investment Product



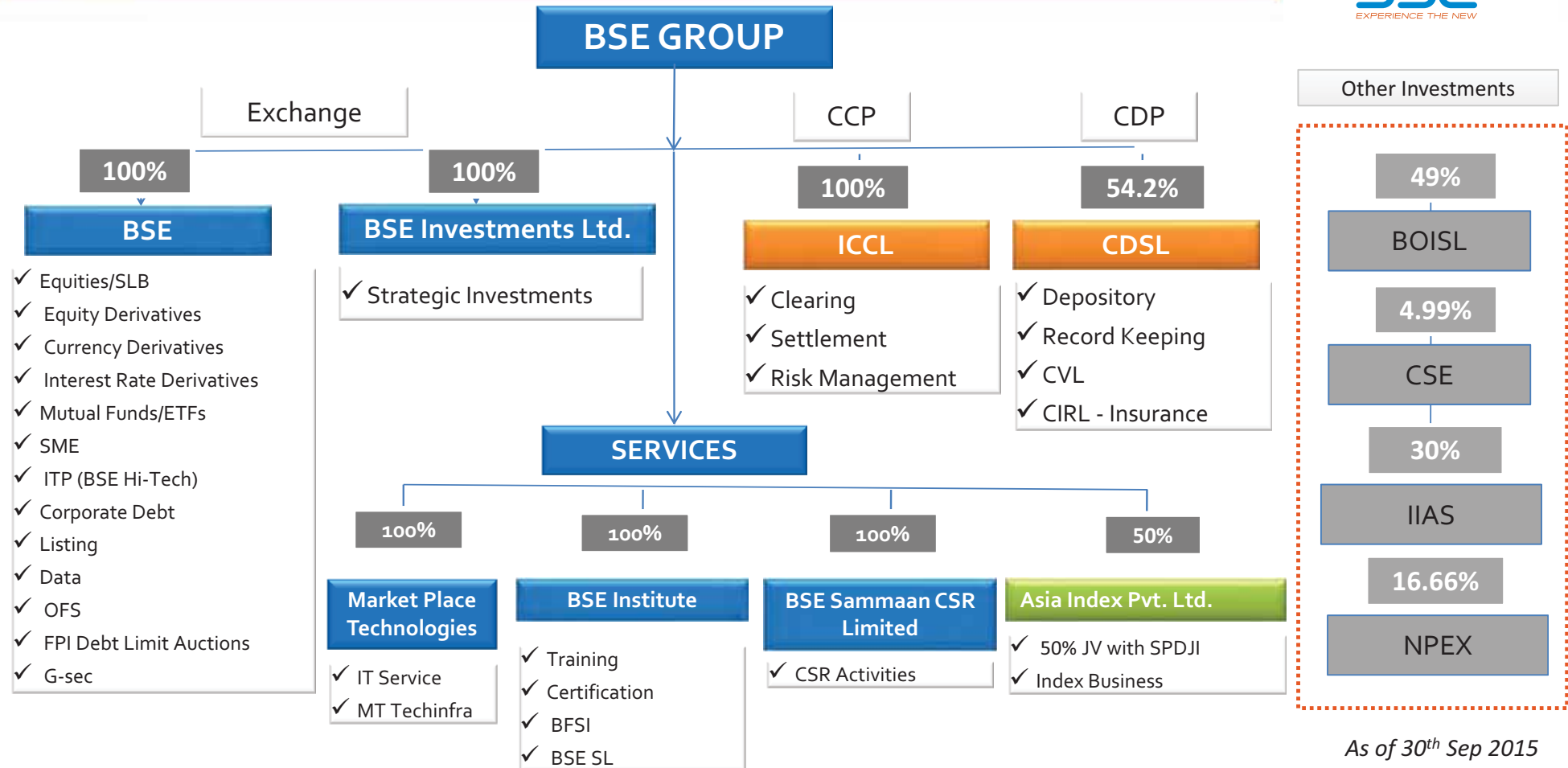
Credentials



- Largest number of listed companies in the world – **5788 as of 31 Oct'15**
- 11th Largest exchange globally in terms of Market Capitalization - Over USD **1.46** Trillion *
- 5th most liquid exchange globally for Index Options *
- 11th largest exchange in the world in terms of number of trades in Equity Shares *
- 2nd Largest Exchange in the world in terms of number of Currency Options contracts traded.*
- 3rd largest in the world in terms of number of Currency Futures contracts traded. *
- Full bouquet of products including Equity, Equity Derivatives, Currency Derivatives, Interest Rate Derivatives, Debt Products, Security Lending & Borrowing Platform, IPO, SME Platform, Mutual Funds, ETFs and Offer for Sale (OFS), Offer to Buy (OTB).
- Partnership with S&P Dow Jones Indices on Index Products
- Exchange Technology from Deutsche Boerse Group (Eurex Platform)
- Cross listing of benchmark index S&P BSE SENSEX in BRICS countries

* Sources : World Federation of Exchanges (WFE) as of Sept 2015

BSE Group – A complete Securities eco-system



Continuous Evolution



First Wave (1995)

Migration from open out-cry to online screen-based order driven trading system

Second Wave

Corporatization & Demutualization from an Association of Persons (AOP)

Third Wave (2010)

Transformation to Integrated transaction processing company in the Financial Infrastructure Space

A Distinguished Board Of Directors



Mr. S. Ramadorai

- Chairman
- Public Interest Director



Mr. Sudhakar Rao

- Public Interest Director
- Retd. IAS



Mr. S. H. Kapadia

- Public Interest Director
- Retd. Chief Justice of India



Mr. Dhirendra Swarup

- Public Interest Director
- Retd. IAS



Dr. Sriprakash Kothari

- Shareholder Director



Ms. Rajeshree Sabnavis

- Shareholder Director



Mr. Ashishkumar Chauhan

- Managing Director & CEO



Dr. Sanjiv Misra

- Public Interest Director
- Retd. IAS



Mr. Thomas Bendixen

- Shareholder Director



Dr. Krishnaswamy Kasturirangan

- Public Interest Director



Ms. Usha Sangwan

- Shareholder Director

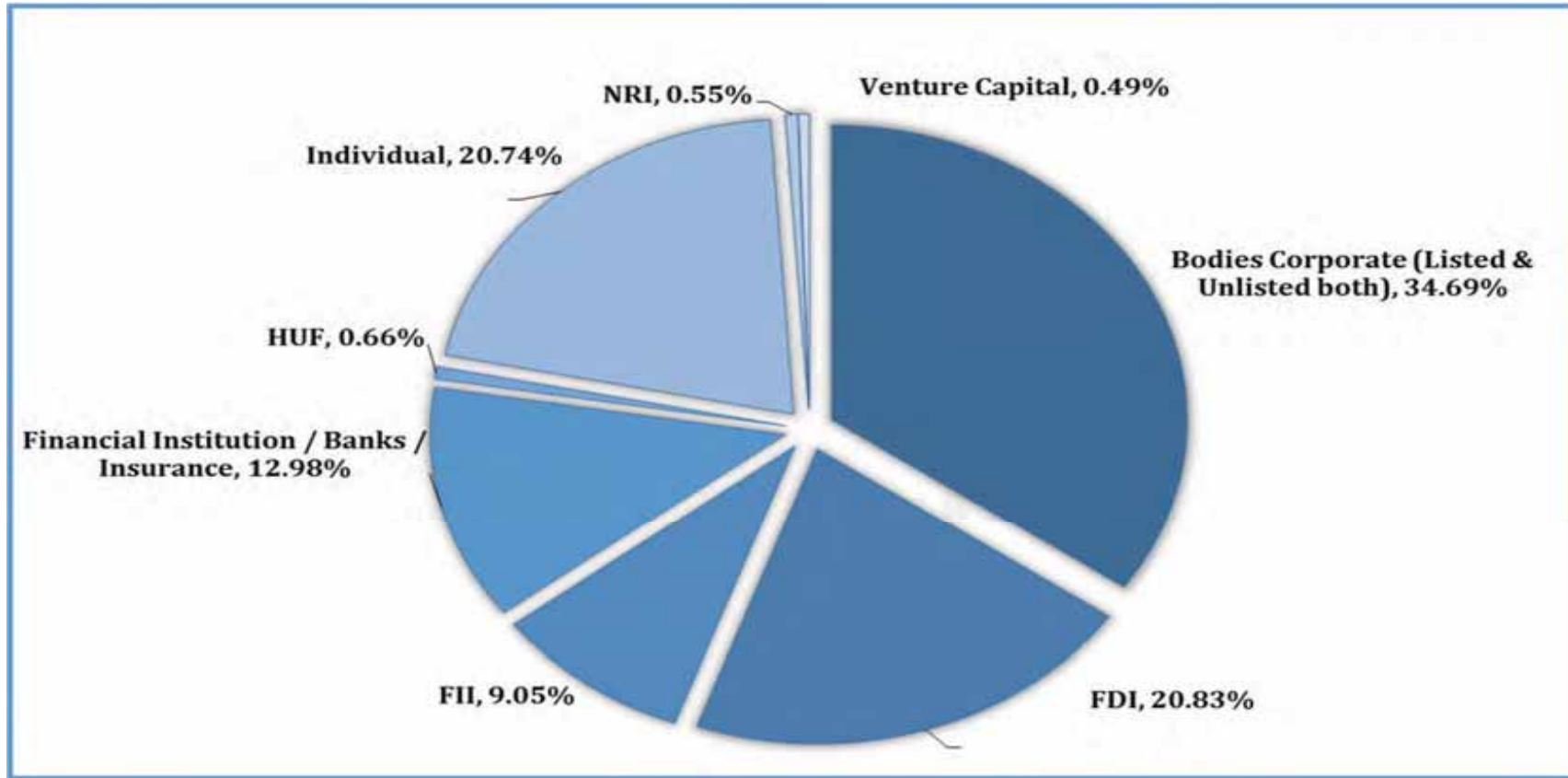
	NAME / TITLE	DESCRIPTION
	Ashishkumar Chauhan Managing Director & Chief Executive Officer	<ul style="list-style-type: none"> Ashishkumar Chauhan - Managing Director and CEO of the Exchange. He is present on the board of group companies including BSE Institute Limited, BSE Investments Limited, Marketplace Technologies Private Limited, and is a member of the Board of Governors of Indian Institute of Information and Technology (IIIT), Jabalpur. He was also ranked amongst the top 50 Chief Information Officer (CIO) by several magazines and institutions between 2005 and 2009 including CIO Magazine US, Information Week, US etc. Prior to joining BSE, Ashish was serving as the President and Group Chief Information Officer (CIO) of Reliance Industries Limited and CEO of India win Sports (owner of Mumbai Indians). He was also one of the key personnel involved in the setting up of National Stock Exchange of India (NSE) and was responsible for setting up the Equity and Derivatives Markets in addition to VSAT technologies for the 1st time in India. He has completed his Bachelor's in Engineering from Indian Institute of Technology, Bombay and Post Graduate studies in business from Indian Institute of Management Calcutta
	V Balasubramaniam Chief Business Officer	<ul style="list-style-type: none"> V Bala - Chief Business Officer heading the business development encompassing Equities, Equity Derivatives, Debt, Interest Rate Futures, Currency Derivatives, Mutual Fund Distribution platform at BSE and also in-charge of all the new initiatives planned by BSE including the setting up of Commodities Market and the international exchanges in GIFT City. He is a board member for Futures Industry Association – ASIA, CDSL (Central Depository Services (India) Ltd), BSE Institute Limited, BSE SAMMAN Limited and a Co-Chair of the Capital Markets Working Group of FICCI. He has over two decades of experience in the capital markets industry and has previously worked with Reliance Group and as co-founder of Marketplace Technologies. He was part of the core team involved in setting up the National Stock Exchange in 1993 and was involved in roll out of the Capital Market Segment, Creation of NSCCL, Nifty , NCFM and Futures & Options Segment. He has completed his Masters in Commerce from the University of Mumbai and is a Rank holder from the Institute of Cost Accountants of India.
	Nehal Vora Chief Regulatory Officer	<ul style="list-style-type: none"> Nehal - Chief Regulatory Officer and member of the Executive Management Committee of BSE Limited heads all the regulatory functions of the exchange including membership compliance, surveillance, inspection, investigation, regulatory communication, investor services, listing compliance and regulatory legal. He is a Board member of BSE Investments Limited, Indian Clearing Corporation Limited and of Central Depository Services (India) Limited . His other Board Memberships include that of National Power Exchange Ltd, Asian Index Pvt. Ltd., BSE Sammaan CSR Limited and Institutional Investor Advisory Services India Limited (IIAS). He has more than 19 years of experience in the area of legal and compliance. He has previously worked at the Securities and Exchange Board of India (SEBI) for 10 years and as Director, Law & Compliance at DSP Merrill Lynch Ltd heading Broking and Investment Banking Compliance He is the Chair of the Cyber Resilience Taskforce of The Affiliate Members Consultative Committee (AMCC) of The International Organization of Securities Commissions (IOSCO) and Chair of AMCC's Working Group on Cyber Resilience at Trading Venues He has completed his Bachelors in Commerce from Mumbai University and a Master of Management Studies from Narsee Monjee Institute of Management Studies, University of Mumbai.
	Nayan Mehta Chief Financial Officer	<ul style="list-style-type: none"> Nayan - CFO at BSE. He has previously worked at Credit Analysis & Research Ltd. (CARE Ratings) as Joint General Manager (Accounts), CFO at Multi Commodity Exchange of India Limited and at the National Stock Exchange He has completed his Chartered Accountancy certification from Institute of Chartered Accountants of India and has a Bachelors in Commerce degree from University of Mumbai
	Kersi Tavadia Chief Information Officer	<ul style="list-style-type: none"> Kersi - CIO and is responsible for application systems & IT infrastructure development and management. He has over 27 years of experience in the area of Applications / IT development and management and has previously worked with HSBC InvestDirect, Motilal Oswal, IL&FS and most recently as CEO of Marketplace Technologies He is a physics graduate from University of Mumbai and has completed his diploma in Computer Science from Data Matrix. He has also completed Masters in Financial Management from Narsee Monjee Institute of Management Studies (NMIMS)
	Neeraj Kulshrestha Chief Business Operations	<ul style="list-style-type: none"> Neeraj Kulshrestha has joined BSE as Head of Operations in 2015 and responsible for Trading, Listing and Membership Operations. He has about 27 year experience in Capital markets, which includes Securities Markets and General Insurance. Prior to BSE he was an Executive Director in Morgan Stanley India for 10 years. He had also worked with at National Stock Exchange and has managed various functions like Trading Operations, Inspection and Investigation, Futures and Options Clearing and Trading. He was also the CEO of India Index Services Ltd. and Dotex International Ltd.. He has completed his Bachelors in Computer Science from Delhi University and a MBA (Finance) from Indore University.

AN EXPERIENCED MANAGEMENT TEAM

Share Holding Pattern as on September 30,2015



Paid up Capital ₹. 10.74 crores | Face Value per share 1/- each



* All the 19 nationalized banks in India are our Shareholders

BSE Products & Services Highlights



Global Comparison – World federation of Exchanges



Index Options - YTD 2015, BSE is the 5th most Liquid exchange Globally for Index Options. (Period: Jan 2015 to Sept 2015)

INDEX OPTIONS		
Rank	Exchange	No of Contracts Traded YTD'15
1	National Stock Exchange India	1,64,68,94,021
2	Korea Exchange	38,51,78,108
3	EUREX	31,65,74,372
4	Chicago Board Options Exchange	30,92,46,048
5	BSE India	16,03,64,082
6	TAIFEX	14,28,76,319
7	CME Group	10,56,97,515
8	Tel Aviv SE	3,67,85,448
9	Osaka SE	2,97,21,864
10	Hong Kong Exchanges	1,80,74,614

Equity Trades - YTD 2015, BSE is the 11th largest exchange Globally by Number of Equity Trades. (Period: Jan 2015 to Sept 2015)

No. of Equity Trades		
Rank	Exchange	No. of Equity trades YTD'15 (In thousand)
1	Shanghai Stock Exchange	41,34,931
2	Shenzhen Stock Exchange	32,97,160
3	BATS Global Markets - US	17,20,208
4	National Stock Exchange of India	14,37,133
5	Nasdaq - US	13,23,505
6	Korea Exchange	13,20,261
7	NYSE	12,87,295
8	Nigerian Stock Exchange	7,62,421
9	Japan Exchange Group	5,80,525
10	BATS Chi-x Europe	4,09,021
11	BSE India Limited	2,93,795

Currency Options -YTD 2015, BSE is the 2nd largest Exchange Globally for Currency Options. (Period: Jan 2015 to Sept 2015)

Currency Options		
Rank	Exchange	No. of Contracts Traded YTD'15
1	National Stock Exchange India	15,01,55,396
2	BSE India	14,78,77,537
3	CME Group	1,63,63,024
4	Moscow Exchange	1,58,43,220
5	Tel Aviv SE	1,28,74,770
6	Johannesburg SE	81,14,203
7	BM&FBOVESPA	56,51,380
8	Euronext	98,143
9	MexDer	58,740
10	ICE Futures US	12,512

Currency Futures - YTD 2015, BSE is the 3rd largest Exchange Globally for Currency Futures. (Period: Jan 2015 to Sept 2015)

Currency Futures		
Rank	Exchange	No. of Contracts Traded YTD'15
1	Moscow Exchange	69,05,85,206
2	National Stock Exchange India	30,47,81,566
3	BSE India	19,72,03,972
4	CME Group	15,38,09,369
5	BM&FBOVESPA	8,87,53,186
6	Korea Exchange	4,03,25,223
7	Johannesburg SE	2,53,93,538
8	ICE Futures US	1,06,96,597
9	MexDer	62,61,504
10	Borsa Istanbul	11,68,473

Market Capitalization Comparison



For Sept 2015, BSE is the 11th largest Exchange Globally by Market Capitalization

Market Capitalization		
Rank	Exchange	Market Capitalization Sept 2015 (USD Trillion)
1	NYSE	18.34
2	Nasdaq - US	6.75
3	Japan Exchange Group	4.41
4	Shanghai Stock Exchange	3.95
5	Euronext	3.18
6	Hong Kong Exchanges and Clearing	2.99
7	Shenzhen Stock Exchange	2.65
8	TMX Group	1.65
9	Deutsche Boerse	1.58
10	SIX Swiss Exchange	1.47
11	BSE India Limited	1.46

Source: World Federation of exchanges.

Our Products



Primary Market

- IPOs / FPOs and Rights Issues
- Institutional Placement Programme (IPP)
- Reverse Book Building (RBBS)
- Mutual Funds (Open Ended)
- Securitized Debt Instruments
- Structured Products
- FPI Debt Limit Auctions
- G-Sec

Secondary Market

- Equity
- Equity Derivatives
- Currency Derivatives
- Interest Rate Derivatives
- ETFs
- Debt – Corporate Bond and Government Securities.
- Mutual Funds (Close Ended)
- SME
- ITP (BSE Hi-Tech)
- Securities Lending and Borrowing
- Offer For Sale (OFS)
- Offer to Buy (OTB)

Global Indices

Trade in rupee denominated futures

- Hang Seng
- FTSE/JSE Top 40
- MICEX
- Ibovespa

ETFs

- Over 40 Exchange Traded Funds
- ETFs accepted as collateral towards trading

Debt Market Products

- Government Securities & Corporate Debt
- Structured Products
- Securitized Debt Instruments
- Non Convertible redeemable Preference Shares

Innovation – Our Key Differentiator



Easy Market Access

- New Trading Architecture - Eurex T7 Platform
- Co-location + HFT
- Direct Market Access (DMA)
- Smart Order Routing (SOR)
- Low Latency Feeds
- New Membership Drive
- Internet-based exchange hosted trading platform (BOLT Plus on Web)
- Trading via mobile phone

Product Innovation

- Strategic Partnership with S&P Dow Jones Indices
- Weekly Options on S&P BSE SENSEX & S&P BSE 100
- IPO system accessible via APIs
- Liquidity Enhancement Incentives for equity derivatives
- Maker-Taker pricing
- Stock Lending & Borrowing
- Call Auction in pre-open session
- S&P BSE Realized Volatility Index
- IDRs, Rupee-denominated global indices, ETFs
- Listed Mutual Funds – with historical NAV and Exchange SIP
- Direct Access to MF Distributors
- Self Trade Prevention Check (STPC) – launch of its functionality in Equity Segment vide notice no - 20150302-25 & Equity Derivatives & CDX vide notice no - 20150127-30

Enhanced Reach

- Revamped website - member & investor friendly features
- First Securities Market Infrastructure member of SWIFT in India
- New indices – S&P BSE 500 SHARIAH, S&P BSE India 10 Year Sovereign Bond Index (Total Return), S&P BSE Infrastructure, S&P BSE SENSEX Futures Index, S&P BSE CPSE Index, S&P BSE India Manufacturing
- BRICS Alliance – Inter-exchange alliance to develop world's largest emerging markets
- High-quality research and world class analytical tools on MFs
- SME Exchange – Platform for the emerging business community.
- ITP (BSE Hi-Tech) – A Platform for young fast growing companies to access capital from sophisticated investors.

Equities



- **Access Range** : Over **5788 listed companies** - Largest in the world
- **Best Execution** – Out of these **5788** listed equities, over 1500 are dual listed on the other Indian Exchange – Use **SOR** to realize a lower impact cost for your clients! *Savings of 6-8bps have been achieved by clients using SOR!!!*
- **Dedicated Block Trade window** in the morning
- **Call-Auction for Illiquid Scrips** : All illiquid stocks are traded by way of hourly call-auctions
- **Pre-open Session**: The opening for the S&P BSE SENSEX basket of stocks. BSE exclusively listed stocks and initial offerings is conducted via a Call Auction.
- **Stock Lending and Borrowing** – With early pay-in and recall facilities
- **Lowest Cost**: BSE is the lowest cost Indian Exchange for cash equities :
 - A Flat transaction cost of 0.275 bps
 - This is approx. 15% lower than transaction costs at the other Exchange
- **Limited Liability**: Limited liability for non-defaulting members is subject to a maximum cap of ₹ 1 million
- **Exposure towards CCP**: ICCL has decided to currently keep the Clearing Members' contribution to Default Fund as "NIL"

Saving on trading Equity/ETF at BSE



Turnover Slab	BSE	NSE	MSEI	Save cost @ BSE
Up to 1250 Crs	275	325	200	15.38%
>1250 Crs < 2500 Crs	275	320	175	14.06%
>2500 Crs < 5000 Crs	275	315		12.70%
>5000 Crs < 10000 Crs	275	310	500	11.29%
>10000 Crs < 15000 Crs	275	305		9.84%
>15000 Crs	275	300		8.33%

Note:

- **BSE Charges FLAT ₹.275/- per crore, while NSE charges as per the Turnover (On incremental Vol)**
- **Exchange transaction Fees (Rupees per crore)**

Offer For Sale Platform



- An Offer For Sale is a new mechanism for increasing the public share holding as mandated under listing agreement.
- BSE launched the Offer For Sale (OFS) module on iBBS (Internet based book building System) platform on 24th February, 2012.
- As on Oct'15 , 148 companies have completed their OFS issues of which BSE was appointed the Designated Stock Exchange in 125 (~84%) OFS issues. Over 500 members have participated in OFS via BSE platform.
- The process has helped the Government to raise over ₹.37,520 Crs (USD 6.00 Billion) through divestment of holdings in PSUs.
- 82 OFS issues have been conducted exclusively only on BSE Platform.

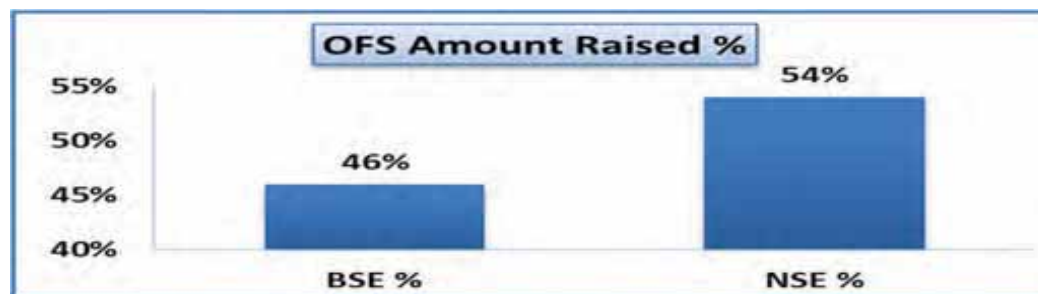
Designated Stock Exchange (DSE) Statistics till date



OFS Average Bid Share (%) – till date



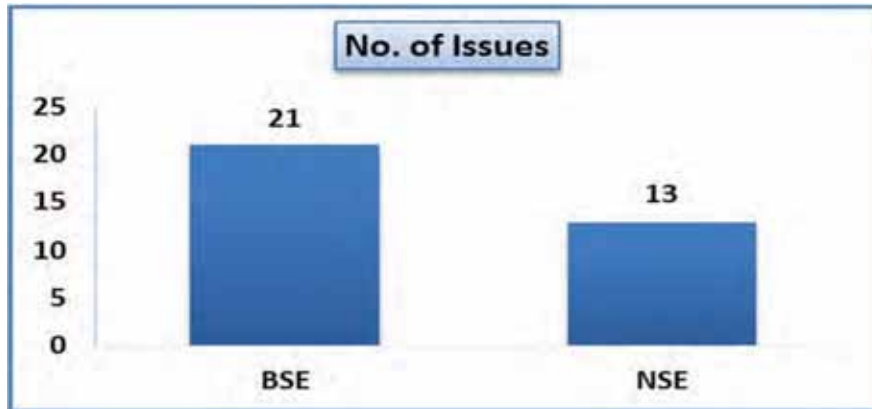
OFS Amt Raised (%) from FY11-12 till date (Oct 31, 2015)



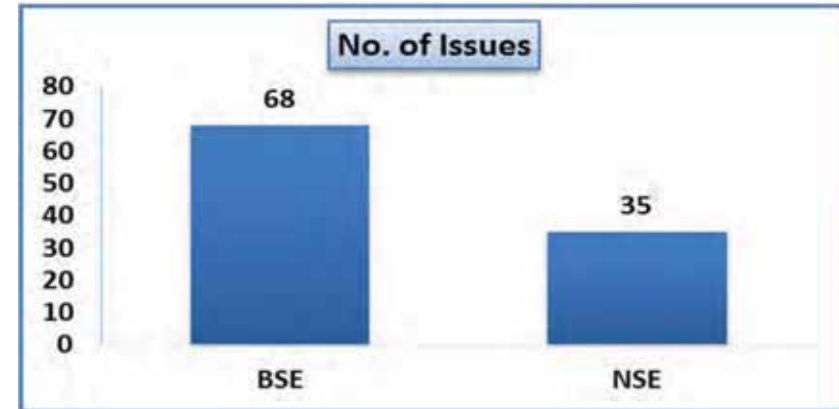
Public Issues (Equity & Debt) – BSE Dominance



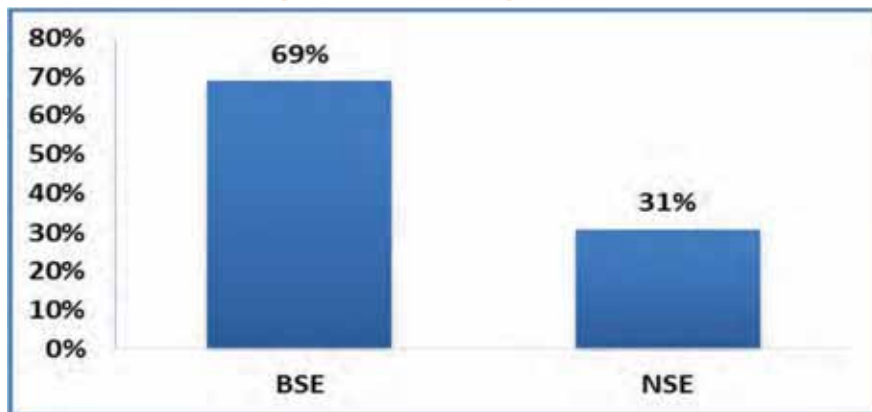
IPO Segment DSE Statistics



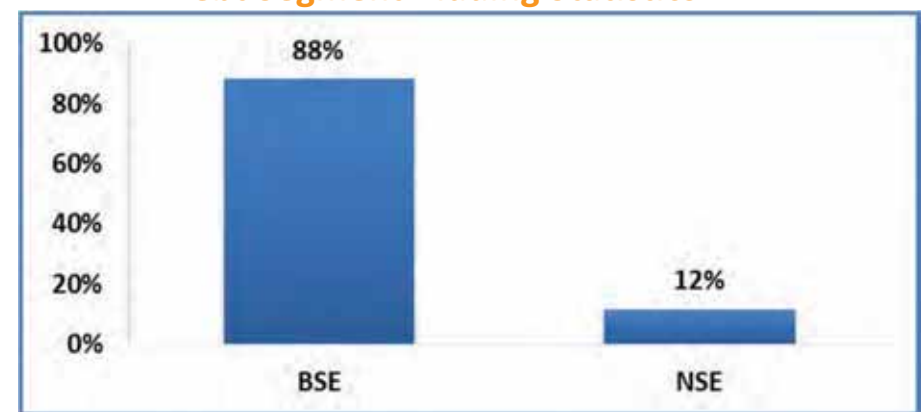
Debt Segment DSE Statistics



IPO Segment Bidding Statistics



Debt Segment Bidding Statistics



From FY12-13 till Oct 31, 2015

From FY 12-13 till Oct 31,2015

Debt Markets Business Statistics (Secondary Markets)



Retail trading in Corporate Bonds (F group)	FY 2014-15	FY 2015-16
Turnover (₹.Crores)	3,757	2,039
Number of members/participants	1,353	1,359

Wholesale Segment Reporting of Government Bonds	FY 2014-15	FY 2015-16
Turnover (₹.Crores)	2,21,233	1,41,132
Number of members/participants	130	130

Wholesale Segment Reporting of Corporate Bonds (ICDM)	FY 2014-15	FY 2015-16
Turnover (₹.Crores)	2,03,387	1,33,074
Number of members/participants	1,155	1,271

Settlement of Corporate Bonds and CP / CD (E-Settle)	FY 2014-15	FY 2015-16
Settlement of Corporate Bonds (Rs.Crores)	44,433	33,113
Settlement of CPs / CDs. (Rs.Crores)	1,90,407	2,35,716
Number of members/participants	1,155	1,271

Note - FY15-16 till Oct'15

Growing Presence in Debt Segment

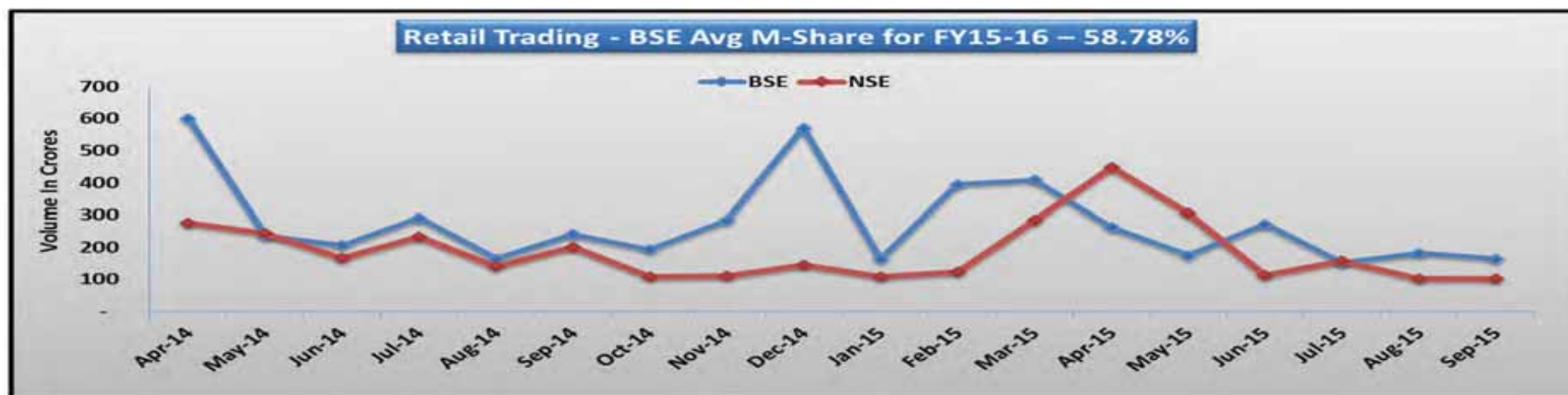


Secondary Market updates

- BSE has managed to gain market share in retail trading of Corporate Bonds from 55% in financial year 2013-14 to more than 63% in financial year 2014-15. **In the month of Oct 2015, BSE market-share was 81%.**
- Market share in Reporting volumes in Wholesale Debt Market of Government Bonds for the month of **Oct'15 is 35%**. In **2014-15** volumes in this segment have exponentially increased to **Rs. 2,21,233 crs** vis a vis **Rs.48,952 crs** in the previous year 2013-14.
- The market share of BSE for corporate bond reporting in **Oct 2015 was around 22%**.
- Settlement volumes of Corporate bonds for **FY15-16 (Till Oct'15) is Rs.33,113 crs.**

Primary Market updates

- BSE is the preferred choice by issuers for listing Privately Placed Debt Instruments. In Financial Year 2014-15, BSE has listed **1,575** Instruments vis-a-versa **1,301** on other Exchange. **In FY15-16 till Oct'15, BSE has listed 1,026 Instruments vis-a-versa 922 on other Exchange.**
- Out of **31 Debt Public Issues, 30 times** BSE has been appointed as Designated Stock Exchange during the Financial year 2014-15.
- Over **97%** of the average bids amongst all public debt issues had been garnered through the BSE IBBS Platform in financial year 2014-15. In 2013-14, 89% of the average bids amongst all public debt issues was through the BSE IBBS Platform and amount mobilized was Rs.41,860 crores.



BSE StAR MF



India's leading mutual fund distribution platform

- BSE StAR MF is a web-based transaction processing system that can be accessed “anytime” and “anywhere”, and enabled for Intra AMC switches, DPC, NRI transactions, Minor Transactions and unique X-SIP on StAR MF
- **Number of Orders : M-Share 79% & Traded Value : M-Share 83% (Oct'15)**
- 40 AMCs with over 5000 schemes, accounting for 99% of MF Industry AAUM is available on BSE StAR MF Platform with Over 2,00,000 SIPs / X-SIPs registered on BSE StAR MF Platform, getting processed every month

Unique Features for Broker Members on BSE StAR MF Platform

- **OverNight Funds Management: liquid** – It will be an alternative investment avenue for idle monies by investing in MF Liquid Schemes for better returns and relatively lower risk.
- **X-SIP Facility with First order today flexibility** : Single mandate can be used SIPs across all Schemes across all AMCs, complete SIP administration and the cost of administration is borne by BSE and monies is debited to Client Bank account instead of debiting Member POOL account.
- **DPC Facility** : Direct Pay-out of Units to Client accounts options to member broker

For Registration Process, refer : <http://ir.bseindia.com/mfdforms/members/LoginMF.aspx?expandable=o>



SME - Overview



- BSE SME Platform offers an entrepreneur and investor friendly environment, which enables the listing of SMEs from the unorganized sector scattered throughout India, into a regulated and organized sector.
- **BSE is the first stock exchange in India to receive approval from SEBI to launch the SME Platform.**
- **BSE is the first stock exchange to launch the SME IPO Index on 14th December, 2012 aimed at tracking the companies listed on SME platform .**
- BSE SME Platform facilitates capital raising to small and medium enterprises including start-up companies which are in their early stages of growth. It also provides easier entry and exit options for informed investors like angel investors, VCFs and PEs etc. and equity Financing which lowers the Debt burden leading to lower financing cost and healthier balance sheet.
- **As on Oct'15, 117 SME Companies listed on BSE vis-à-vis 9 companies on Other Exchanges.**
- **Out of 117 companies 7 companies have migrated to the main board of the Exchange.**
- Market Capitalisation of the companies listed on SME platform have crossed the **7,532 Crores.**
- Beneficial Aspects – Ensuring Transparency, Efficiency, Liquidity, Minimum regulations and compliance requirement, Lower cost of capital to the SMEs , Active participation of Associations, Merchant bankers & Credit rating Agencies (CRAs) etc.
- BSE SME Platform Intends to reach all categories of investors, including venture capitalists, Private Equity Funds, High Net worth Individuals, Qualified Institutional Buyers etc.

Equity Derivatives: Highlights



- Underlying Assets: Index Derivatives on :
 - Investable and Broad Indices – S&P BSE SENSEX and S&P BSE 100
 - Sector Indices – S&P BSE TECK , S&P BSE BANKEX , S&P BSE OIL AND GAS.
- Maturities available:
 - Index & Stock Futures: Near, Mid, Far Month
 - Index Options: Weekly, Monthly & Long Dated – Only Exchange in India offering weekly expiring Options
 - 5 Weekly, 3 Monthly and 12 Long Dated (4 quarterly and 8 semiannual)
 - Stock Options: Weekly and Monthly
 - 5 Weekly / 3 Monthly
- Number of Strikes to be made available on daily basis - 1 In the money, 1 At the money, 1 Out of the money
- Ongoing Liquidity Enhancement Programme to create lasting liquidity in BSE derivatives. Market-Makers incentivized to maintain tight spreads and deep quotes
- Lower transaction costs for all participants:
 - As Liquidity provider, you pay Zero
 - As Liquidity taker, you pay 0.05 bps of Futures contract value and 0.05 bps of Options Premium value
 - For Options, this is almost 200 times lower transaction fees compared to the other exchange

Equity Derivatives – Specifications



Products	Tick Size (INR)	Settlement Mechanism	Lot size	Contract Value as on 30 th Oct 2015		Expiry
				INR	USD	
S&P BSE SENSEX Futures	1.00	Cash	20	5,33,137	8,174*	Last Thursday
S&P BSE-100 Futures	0.05	Cash	60	4,91,632	7,538*	Last Thursday
S&P BSE SENSEX Options	0.05	Cash	20	5,33,137	8,174*	Last Thursday - European
S&P BSE BSE-100 Options	0.05	Cash	60	4,91,632	7,538*	Last Thursday – European
Stock Futures	0.05	Cash	Based on underlying	NA	NA	Last Thursday
Stock Options	0.05	Cash	Based on underlying	NA	NA	Last Thursday - European

* Notional Value for ATM strike (USD rate of 65.22)

Equity Derivatives – Revised Lot Size



Sr No	Underlying indices	Asset Code	Existing	Revised	Effective date
1	S&P BSE SENSEX	BSX	15	20	Aug 28, 2015 (for Nov 2015 and subsequent expiries)
2	S&P BSE BANKEX	BKX	15	25	
3	S&P BSE OIL & GAS INDEX	OGX	20	55	
4	S&P BSE TECK INDEX	TEC	55	85	
5	S&P BSE100	BSI	50	60	
6	FTSE / JSE Top40 Futures	ALS	10	15	Sept 18, 2015 (for new generated and existing contracts)
7	Hang Seng Index Futures	HIS	15	20	Sep 30, 2015 (for Nov 2015 and subsequent Expiries)
8	MICEX Index Futures	MIX	150	300	Sep 16, 2015 (for new generated and existing contracts)
9	iBovespa Futures	IBV	5	10	Oct 15, 2015 (for new generated and existing contracts)

As per SEBI circular CIR/MRD/DP/14/2015 dated July 13, 2015, the market lots of Index derivatives contracts shall be revised as specified in the above table.

- *Market lot size for S&P BSE SENSEX long dated options contracts shall be revised as per above table with effect from August 28, 2015 for December 2015 and subsequent expiries.*
- *Existing futures and options contracts expiring in September 2015 and October 2015 on above indices shall continue to have the existing market lots. Futures Spread contracts shall not be available for trading on above indices till the expiry of October 2015 contracts.*

In pursuance to the SEBI circular, the market lots of Foreign Index derivatives contracts shall be revised as mentioned in the above table.

Savings (Transaction Charges) Trading Derivatives at BSE



Futures	Trade at BSE	Trade at Competing Exchange A	Trade at Competing Exchange B
	bps	bps	bps
Sell Futures			
STT	-1.0	-1.0	-1.0
SEBI Fees	-0.02	-0.02	-0.02
Exchange Fee	-0.05 *	-0.19	-0.12
Buy Futures to Square off			
STT	0	0	0
SEBI Fees	-0.02	-0.02	-0.02
Exchange Fee	0 *	-0.19	-0.12
Net outflow	-1.09	-1.42	-1.28

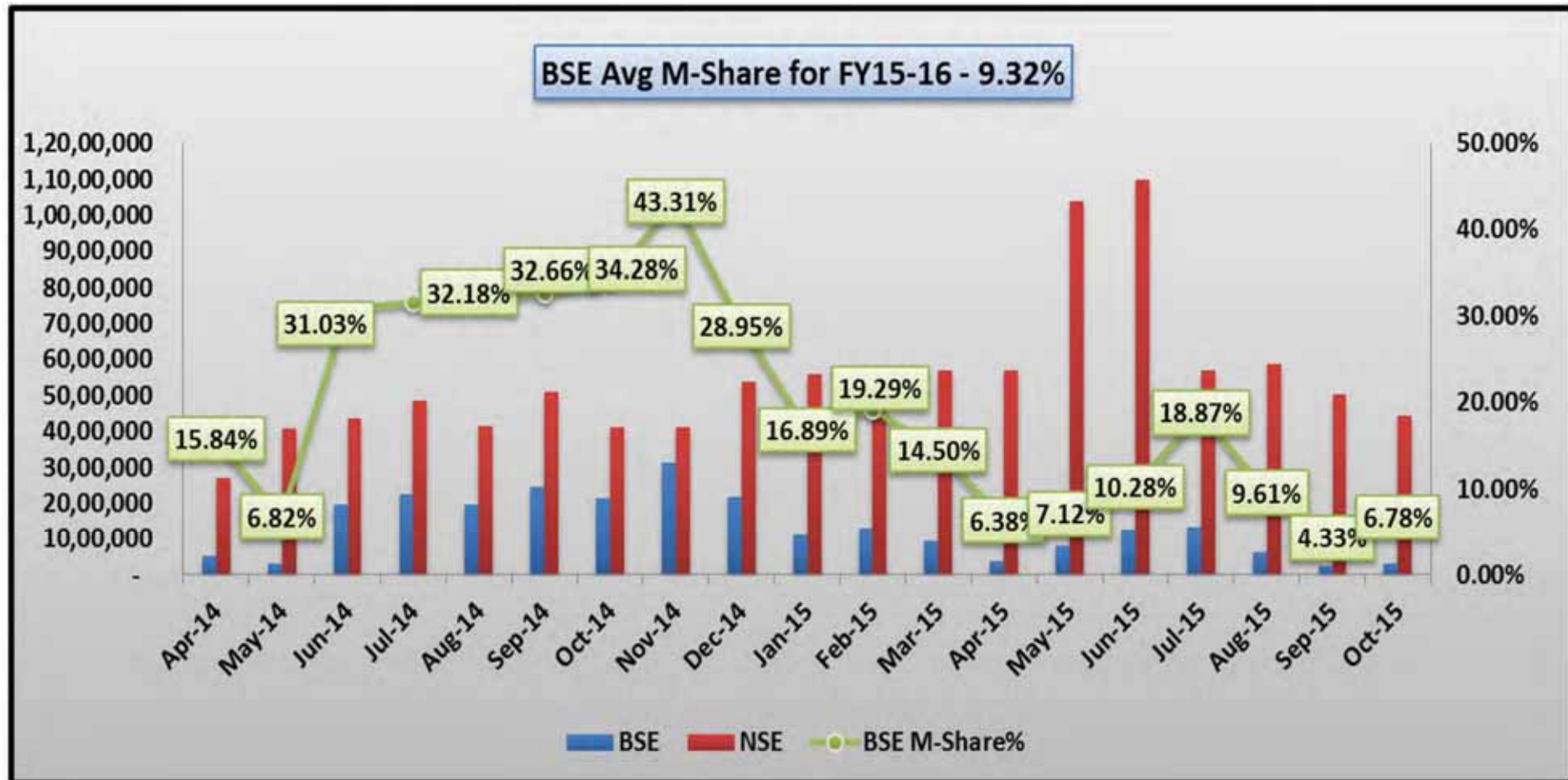
Save 20%
of your
cost!

Options	Trade at BSE	Trade at Competing Exchange A	Trade at Competing Exchange B
	bps	bps	bps
Sell Options			
STT	-1.70	-1.70	-1.70
SEBI Fees	-0.02	-0.02	-0.02
Exchange Fee	-0.05 *	-5.00	-2.50
Buy Options to Square off			
STT	0.00	0.00	0.00
SEBI Fees	-0.02	-0.02	-0.02
Exchange Fee	0 *	-5.00	-2.50
Net outflow	-1.79	-11.74	-6.74

Save 10 bps!

* Assuming one active and one passive trade

Market-share comparison (Equity Derivatives)%



Snapshot

Derivatives Segment Performance- 2015



Registered for LEIPS - broker-members (till date)

564

Members who have traded (From Jan-15 to Oct-15)

343

Average Daily Turnover for YTD 2015

Futures: USD 18 Million

Options: USD 5,405 Million

Average num of contracts traded daily YTD 2015

Futures: 2,792

Options: 8,47,124

Average num of contracts Open Daily YTD 2015

Futures: 7,738

Options: 13,366

Above Figures are from Jan-15 to Oct-15

Introduction to LEIPS



BSE DERIVATIVES INCENTIVE PROGRAMME

- BSE LEIPS was initiated in September 2011, in order to create lasting liquidity in BSE's equity derivatives segment
- Current focus of the on-going phase is to bring liquidity in index products such as S&P BSE SENSEX and S&P BSE 100
- The programme invites participants to empanel either as a Market-Maker (MM) or a General Market Participant (GMP)
- MMs have obligations to quote and maintain spreads, whereas GMPs have no obligations
- MMs avail a higher incentive, on achieving obligations. GMPs receive trading incentives
- For all participants, the transaction charge has been made zero for passive orders and 0.05bps for active orders
- Incentives are paid on a daily basis. Annual budget of USD 3.2 million + for incentives
- Co-location racks, servers and algorithmic software provided free of cost (refer last slide details)
- Additional Incentive provided for Retail Client Trades

Introduction to Maker- Taker Pricing



EQUITY DERIVATIVES

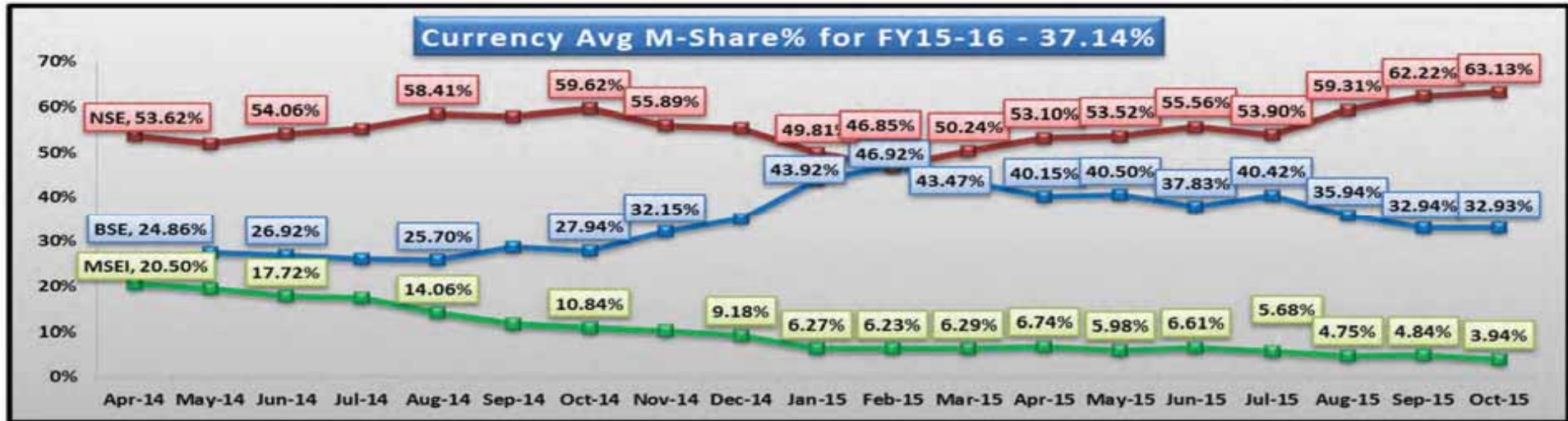
- Effective from 10th Feb 2014, BSE introduced Maker Taker pricing for Non- LEIPS Products.
- Transaction charges on Index and Stock options which are part of Non- LEIPS contracts will be as follows:
 - **Passive order** (price maker) to receive ₹.2,400 per crore of premium value
 - **Active order** (price taker) to pay ₹.2,500 per crore of Premium Value (inclusive of IPF and TGF charges)
- **Passive Orders:** Passive orders are defined as the orders that already exist in the order book at the time of matching (trade taking place).
- **Active Orders:** Active orders are defined as those orders that match with passive orders that already exist in the order book at the time of matching (trade taking place).

Savings (Transaction charges) Trading in Currency Derivatives at BSE



Currency Futures			
	BSE	NSE	MSEI
For Turnover	ANY	2500 Cr. - 7500 Cr. Per Month	0 - 300 Crore Per Day
Exchange Transaction Fees (Rs. / Per Crore)	10	110	105
Discount		20833	-
Save your cost @ BSE upto			90.67%
	BSE	NSE	MSEI
For Turnover	ANY	7500 Cr. - 12500 Cr. Per Month	300 Cr - 600 Cr Per Day
Exchange Transaction Fees (Rs. / Per Crore)	10	110	105
Discount		20833	50%
		31250	
Save your cost @ BSE upto			90.55%
Note:			
<i>BSE - Transaction charges on the active side of transaction only, the passive side of the transaction shall be exempted for transaction charges.</i>			
<i>MSEI - Discount on Daily Turnover on current month only.</i>			
<i>NSE - Discount on Monthly Turnover in currency futures and discount criteria as mentioned below-</i>			
Monthly Turnover in currency futures (Rs crores)	Points earned for compliance of each of the condition		
Turnover between Rs 2,500 Crs to Rs 7,500 Crs	1 Point for each compliance for every Rs 24 Crs of turnover between Rs 2,500 Crs to Rs 7,500 Crs		
Turnover between Rs 7,500 Crs to Rs 12,500 Crs	1 Point for each compliance for every Rs 16 Crs of turnover between Rs 7,500 Crs to Rs 12,500 Crs		
Turnover above Rs 12,500 Crs	1 Point for each compliance for every Rs 8 Crs of turnover above Rs 12,500 Crs.		
Each point will be valued at Rs. 100/-			
Currency Options			
	BSE	NSE	MSEI*
For Average Daily Premium Value 0- 12.5 Cr.			
Exchange Transaction Fees (Rs. / Per Crore)	10	4000	3000
Save your cost @ BSE upto			99.75%
For Average Daily Premium Value 12.5 - 25 Cr.			
Exchange Transaction Fees (Rs. / Per Crore)	10	3500	3000
Save your cost @ BSE upto			99.71%
For Average Daily Premium Value 25+ Cr.			
Exchange Transaction Fees (Rs. / Per Crore)	10	3000	3000
Save your cost @ BSE upto			99.67%
<i>*on the active side of transaction. The passive side of the transaction shall be exempted for transaction charges.</i>			

Market-share comparison (Currency Derivatives)



Members who have traded (till date)

277

Average Daily Turnover for YTD 2015

Futures: 6,908 Crores

Options: 4,883 Crores

Average num of contracts traded daily YTD 2015

Futures: 10,77,990

Options: 7,71,579

Average num of contracts Open Daily YTD 2015

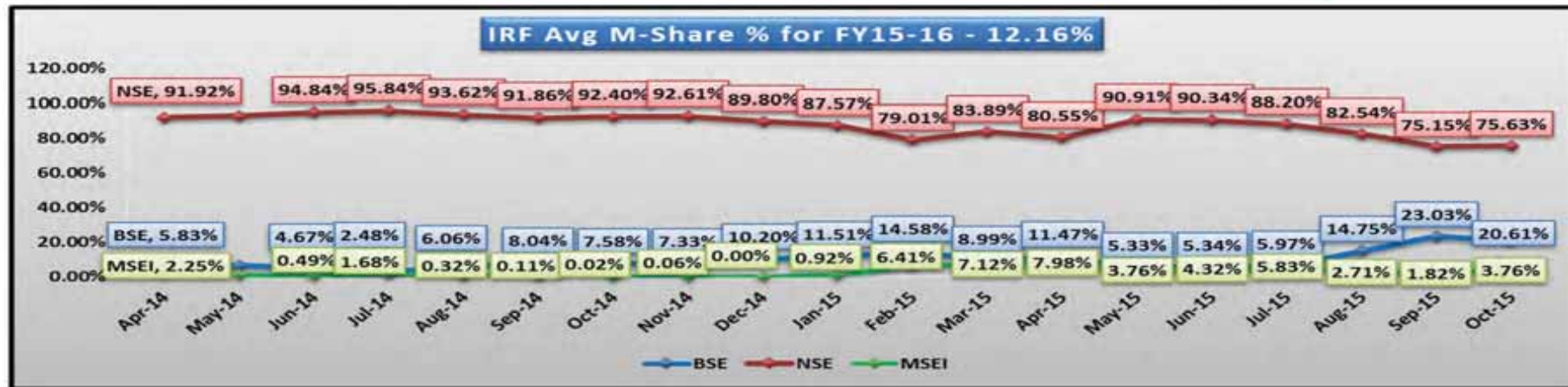
Futures: 7,16,596

Options: 2,66,784

Above Figures are from Jan-15 to Oct-15

Snapshot

Interest Rate Derivatives Segment Performance- 2015



Total Turnover (Since Launch)

94,251 crore *

Average num of contracts Open Daily YTD 2015

49,946

- Launched Interest Rate Futures (IRF) on 10 Year GOI Bonds on Jan 28, 2014
- Underlying Assets: Interest Rate Derivatives offers trading in following four products:
 - 91-Day T-Bill Futures | 6-year G-sec Futures | 10-year G-sec Futures | 13-Year G-sec Futures

Business Benefits to Members

- Membership at no cost and no deposit, At present 120 + registered members
- Clearing & Settlement by ICCL and Uniform Risk Management & Margin framework

Note : Total Turnover since launch from 28 Jan 2014 till Oct-15. & Avg No. of Contracts Open Daily period from Jan-15 to Oct-15

Savings (Transaction Charges) Trading in Interest Rate Derivatives at BSE



Interest Rate Derivatives			
	BSE*	NSE	MSEI
Exchange Transaction Fees (Rs. / Per Cr)	2	10	10
Save your cost @ BSE upto	80%		

**on the active side of transaction. The passive side of the transaction shall be exempted for transaction charges.*

New Trading Architecture – BOLT PLUS



- **Bolt Plus Live**
 - Products available for trading
 - Currency Derivatives - 29 Nov 2013
 - Interest Rates Futures - 28 Jan 2014
 - Equity Derivatives - 10 Feb 2014
 - Equity - 7 April 2014
- **Member Access**
 - API based access
 - Through existing IML API
 - Advanced High performance APIs (ETI, MDI/EMDI)
- **Peripheral Systems connecting to BOLT Plus**
 - Reference Data, Risk Management, Surveillance, Clearing & Settlement, Data Warehouse
- **Performance Testing & Benchmarking**
 - Latency : < 6 μ s (Gateway in to Gateway out)
 - Network Latency for Colo Users: 18 μ s
 - Throughput Capacity: 5 lacs order per second
 - Scalability: Horizontally scalable by adding partitions

Technology Programme

Colocation facilities



Fastest Co-location

- BSE is the fastest Exchange in the world with a speed of 6 microseconds.
- BSE provides the fastest Colocation service in India with round trip network latency of less than 20 microseconds.
- At BSE Colocation, Exchange response for an order has round trip latency of less than 30 microseconds.
- Market access across Equity, Equity Derivatives and Currency Derivatives segments.
- Extension of Precision Time Protocol (PTP) from BSE's Grandmaster clock to the Colocation enables members to synchronize with the Exchange clock.
- Equitable distribution of market data to all members by usage of same length cables for all members.
- Full order book (EOBI) broadcast is provided to Colocation members.
- State-of-the-art Data Centre services from NTT – Netmagic.

BSE Co-location : NTT Netmagic Data Centre

BSE Co-location is entirely managed by a third party service provider - NTT Netmagic. Key technical highlights are:

- 10 Gbps Fibre optic cable connection with BSE trading system with full redundancy
- 24 X 7 operations support
- 24 X 7 High security zone
- Uninterrupted Power Supply with DG back up
- ITIL and ISO 27001 compliant
- FM200 Fire suppression facility
- Global Exchanges' feed from Thomson Reuters Electron network
- 99.999% uptime

Recent Upgrades at Co-location

- Low latency switches deployed at Colocation.
- Dedicated Colocation gateways with minimum hops to route the algo orders to BSE Trading system for low round trip latency.
- Connectivity between members' Colo Racks and Colocation switches upgraded from 1 Gbps Copper to 10 Gbps Fibre network.
- Members' trading servers directly connected to Colocation low latency switches via 10 Gbps Fibre network for low latency trading.
- Low latency 10 Gbps Solarflare NIC cards (Model No. : SFN7322F) will be provided to members by BSE.

Technology Programme Software and Hardware



For services opted by member, BSE bears the cost on behalf of the member for;

- The software license cost for ALGO trading and market access
- The infrastructure cost on Co-location rack space
- The ALGO trading servers at Co-location
- The internet connectivity between BSE Co-location and member's office

ALGO Trading

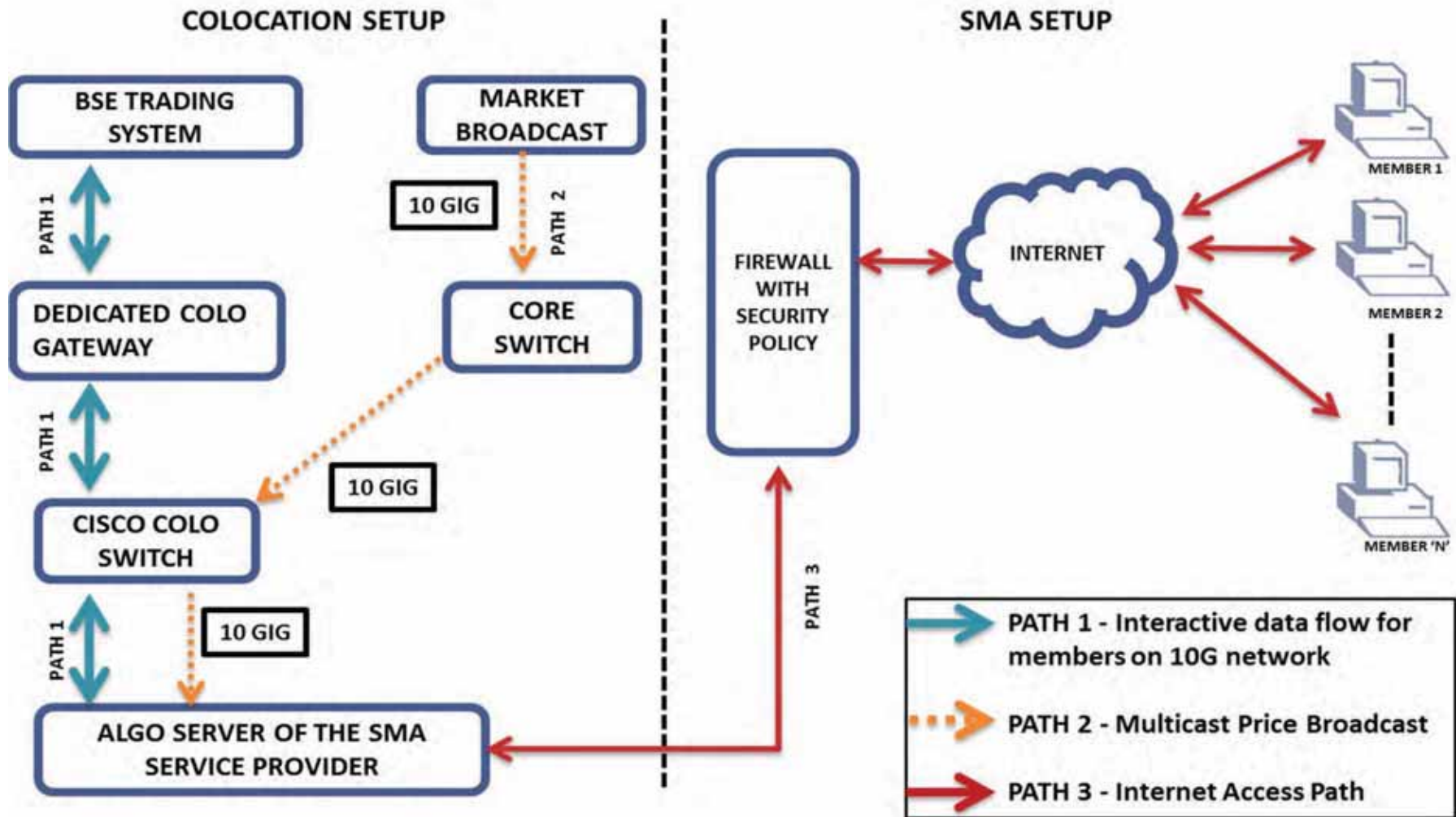
Algo Trading software is available from following vendors for quoting and market making in Eq. Derivatives including auto hedging capabilities across Exchanges and Segments:

- Greeksoft Technologies Pvt. Ltd
- uTrade Solutions Pvt. Ltd
- Omnesys Technologies Pvt. Ltd
- Symphony Fintech Solutions Pvt. Ltd.

Cost Comparison

Service	BSE	Other Exchange
Colocation Network Bandwidth	10 Gbps fiber optic network	10 Gbps fiber optic network
10G Go-live Month	Sept 2014	Oct 2014
Roundtrip Latency (in μ sec): Exchange Response Time	6	500 #
Roundtrip Latency (in μ sec): Colo Network*	20	500 #
Roundtrip Latency (in μ sec): Exchange Response Time + Colo Network Latency	26	1000 #
10G Switch at Member Rack	Not Mandatory	Mandatory
10G NIC Card from Exchange per member	2 Solarflare Cards (SFN7322F)	NIL
Additional cost to member for 10G migration	NIL	INR 10 – 20 Lakhs
Full Racks	Free	One Time Cost : Rs. 1 Lakh plus AMC : Rs.12 Lakhs
Half Racks	Free	One Time Cost : Rs. 50,000 plus AMC : Rs.6 Lakhs
Quarter Racks	Free	Not Available
Servers	Free	Not Available
Algo software	Free	Not Available
Interactive and Market data connectivity cost	Unlimited order throughput and market data feed at no cost	Interactive Connectivity : Annual Cost per connection Rs.10 Lakhs for 400 messages/sec
		TBT Market Data Feed : Annual Cost per feed Full Rack : Rs.1.00 Lakh / Half Rack: Rs.0.50 Lakh

Sponsored Market Access New Facility at Colocation



Sponsored Market Access



Implementation of 'Sponsored Market Access' (SMA) at Colocation

- SMA is a software distribution model in which applications are hosted by a service provider and made available to customers over a network.
- Free of cost rack space is allocated by BSE to the SMA service providers to install their algo trading application server in BSE Colocation. The members can connect to this SMA algo server at Colocation via Internet.
- The algo strategy parameters can be triggered from the member front-end application and sent to the SMA algo server at Colocation.
- The corresponding algos will generate orders to be sent to BSE trading system through Colocation network.
- The algo orders will be sent to the BSE Trading system via the high speed Colocation gateway for minimum latency.
- Members can execute orders over high speed Colocation network without installation of any infrastructure at Colocation by the members.

Advantages

Advantages for Members

- Zero capital expenditure on infrastructure at Colocation.
- The algo orders will be generated at Colocation and sent to the BSE Trading system via the high speed 10G Colocation network for minimum latency.

Advantages for Vendors

- Free of cost rack space is allocated by BSE to SMA service providers to install their algo trading application server in BSE Colocation.
- Vendor can service multiple clients with a centralized algo server installed at Colocation. Hence, vendor's cost of maintenance is low.

Go-live status

- Live operations started in Dec, 2014.

For more details, kindly e-mail to tech.prog@bseindia.com

Thank You



Bloomberg Ticker	Category	Type
SENSEX Index CT	S&P BSE SENSEX Index futures	Futures contract
BSE100 Index CT	S&P BSE 100 index futures	Futures contract
SENSEX Index OMON	S&P BSE SENSEX Index options	Options contract
BSE100 Index OMON	S&P BSE 100 Index Options	Options contract
LUSA Curncy OMON	S&P BSE Currency Options	Options Contract
LUSA Curncy	S&P BSE Currency USDINR Futures	Futures Contract
LERA Curncy	S&P BSE Currency EURINR Futures	Futures Contract
LGBA Curncy	S&P BSE Currency GBPINR Futures	Futures Contract
LJPA Curncy	S&P BSE Currency JPYINR Futures	Futures Contract
TBBA Comdty	T-Bill	Futures Contract
IISA Comdty	Gov Bond 8.4%	Futures Contract
IIPA Comdty	Gov Bond 7.72%	Futures Contract

Thompson Reuters Symbols	Category	Type
O#BIF	S&P BSE SENSEX Equity Index	Futures contract
O#BHI	S&P BSE 100 Index futures	Futures contract
O#BIF*.BO	S&P BSE SENSEX Equity Index	Options contract
O#BHI*.BO	S&P BSE 100 Index Options	Options contract
O#BIR	Currency USD/INR	Futures contract
O#BEU	Currency EUR/INR	Futures contract
O#BGB	Currency GBP/INR	Futures contract
O#BJP	Currency JPY/INR	Futures contract
O#BIR	Currency USD/INR	Currency Futures Spread Contract
O#BEU	Currency EUR/INR	Currency Futures Spread Contract
O#BGB	Currency GBP/INR	Currency Futures Spread Contract
O#BJP	Currency JPY/INR	Currency Futures Spread Contract
O#BSE91	Treasury Bill	Futures contract
O#B883	10 Yr G-Sec	Futures contract
O#B716	10 Yr G-Sec	Futures contract



www.bseindia.com



m@bseindia.com



bdm@bseindia.com

www.bseindia.com |
 [/BSEIndia](https://www.facebook.com/BSEIndia) |
 [@BSEIndia](https://twitter.com/BSEIndia) |
 [/BSEworld](https://www.youtube.com/BSEworld) |
 [/+BSEworldBSEIndia/posts](https://plus.google.com/+BSEworldBSEIndia/posts)

